

## Accessories

### Application

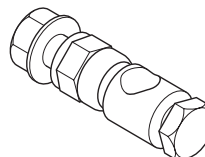
Ball joint linkage connector used for linking nonparallel shafts.

### Specifications

- Cadmium plated connector with 5/16 in. (7.9 mm) diameter hole.

**AM-132**

### Ball Joint Linkage Connector



### Application

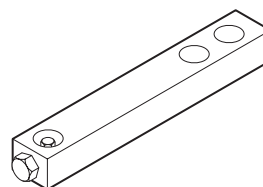
Damper actuator linkage.

### Specifications

- Construction: Hole for 1/2 in. (13 mm) dia. shaft, holes for 3-1/2 in. (89 mm) and 4-1/2 in. (114 mm) stroke.
- For use with actuators:
  - MK-31xx.
  - MK-71xx.

**AM-530**

### Crank Arm



### Application

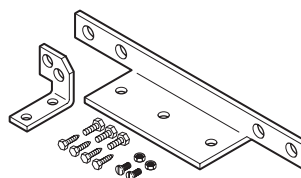
Damper actuator linkage.

### Specifications

- Construction: Bolt-on frame lug and blade clip.
- For use with actuators:
  - MK-71xx.
  - Pivot mounted MK-38xx.

**AM-532**

### Frame Mounting Kit



### Application

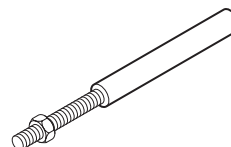
Damper actuator linkage.

### Specifications

- Construction: Shaft and lock nut 4-3/4 L x 5/8 in. (121 x 16 mm).
- AM-533 for use with actuators:
  - MK-3xxx.
  - MK-71xx-0-0-1 (discontinued).
- AM-543 for use with actuator MK-71x1-0-0-2.

**AM-533, AM-543**

### Actuator Shaft Extension



## Application

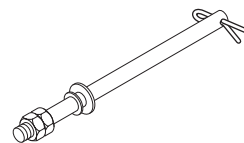
Damper actuator linkage.

## Specifications

- Construction: Stud with bolts and washers.
- For use with actuators:
  - MK-3xxx.
  - MK-71xx.

**AM-534**

**Pivot Stud**



## Application

Damper actuator linkage.

## Specifications

- Provided as standard with MK-71xx and MK-38xx; must be ordered to obtain pivot mounting of MK-31xx.

AM-535

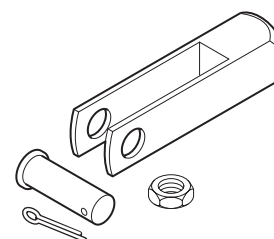
- Construction: 24 UNC threaded hole for actuator shaft.
- For use with actuators:
  - MK-33xx.
  - MK-38xx.
  - MK-71xx-0-0-1 (discontinued).

AM-541

- Construction: 14 UNC threaded hole for actuator shaft.
- For use with actuators:
  - MK-71xx-0-0-2 (Current).
  - MK-7821-0-0-1.
  - MK-7921-0-0-1.

**AM-535, AM-541**

**Clevis**



## Application

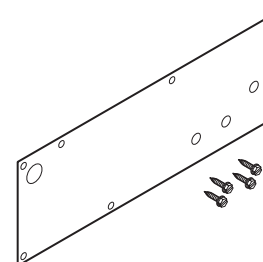
Damper actuator linkage.

## Specifications

- Provided as standard with MK-71xx and MK-38xx; must be ordered to obtain pivot mounting of MK-31xx.
- For use with actuators:
  - MK-7000.
  - Pivot mounted MK-3000.

**AM-536**

**Mounting Plates**



## Accessories

### Application

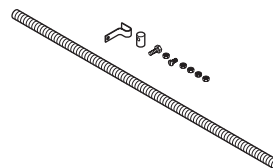
Damper actuator linkage.

### Specifications

- Construction: Threaded rod and connectors.
- For use with actuators:
  - MK-71xx.

**AM-538**

**Brace Kit**



### Application

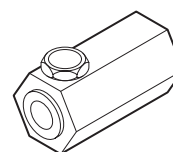
Damper actuator linkage.

### Specifications

- Construction: Hole for 5/16 in. (10 mm) dia. rods.
- AM-542 for use with actuator MK-71x1-0-0-2.
- AM-545 for use with actuator MK-3xxx.

**AM-542, AM-545**

**Rod End Connector**



### Application

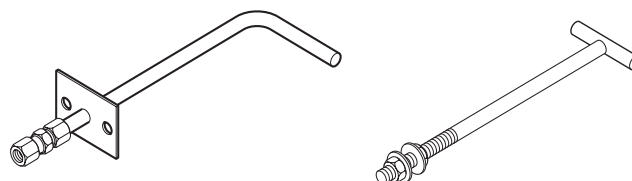
Duct static pressure sensing tips.

### Specifications

- Mounting hardware: Provided.

**AP-302, AP-305**

**Pressure Sensing Tips**



Model No.	Type of End Fitting	Construction	Mounting Location	Dimensions in. (mm)	For Use with
AP-302	1/4 in. for plastic or copper	Brass	Areas with air turbulence caused by filters, dampers, etc.	Insertion length 4 (102); 5 L x 2-1/2 W (127 x 64)	P323 Series, PC-301, PF-300 Series, PP-1012, PP-3013, PP-3113, PP-8121, PP-8516, PP-8616, PP-8621, PKS-323, R435, R436
AP-305	1/8 in. pipe thread	Brass with S.S. tee end	Very low actuating pressure	8-3/4 L x 2-1/2 W (222 x 64)	

### Application

Lock cover screw kit modifies TK Series room thermostats to prevent unauthorized tampering of either the dial setting or the internal mechanism.

### Specifications

- Two kits are required for duplex type thermostats.
- Used on all TK-1xxx and TK-5xxx except TK-17xx, TK-18xx.

**AT-101**

**Lock Cover Screw Kit**

